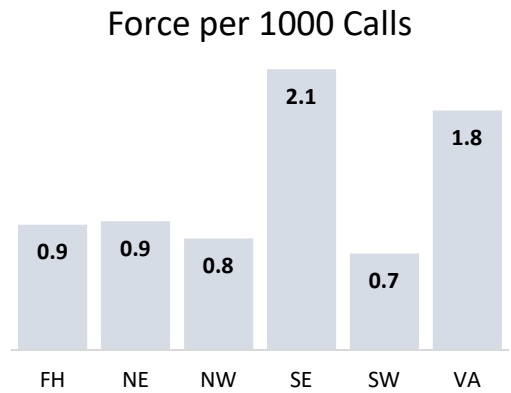


Civilian Police Oversight Agency Board  
 INTERNAL AFFAIRS FORCE DIVISION  
 STATISTICAL DATA FOR THE MONTH OF JANUARY 2021

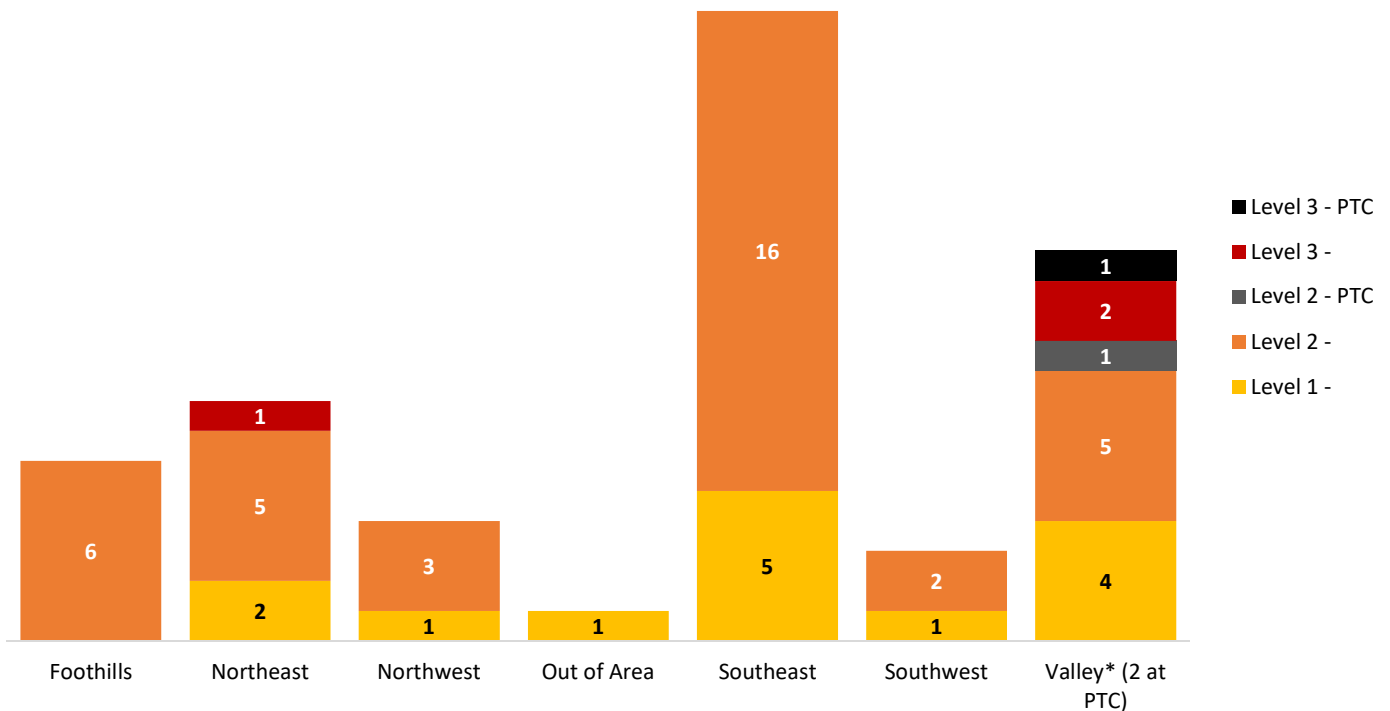
---

	Level 1	Level 2		Level 3		Total
Area Command			PTC		PTC	
Foothills		6				6
Northeast	2	5		1		8
Northwest	1	3				4
Out of Area	1					1
Southeast	5	16				21
Southwest	1	2				3
Valley* (2 at PTC)	4	5	1	2	1	13
<b>Grand Total</b>	<b>14</b>	<b>37</b>	<b>1</b>	<b>3</b>	<b>1</b>	<b>56</b>



Force cases are now categorized by three levels. If a case involves multiple applications of force, it is categorized as the most serious at the case level. If one event involves both a force event and a tactical activation, the event is categorized as a force event for this report. These counts are not considered final as investigations are continuously updated.

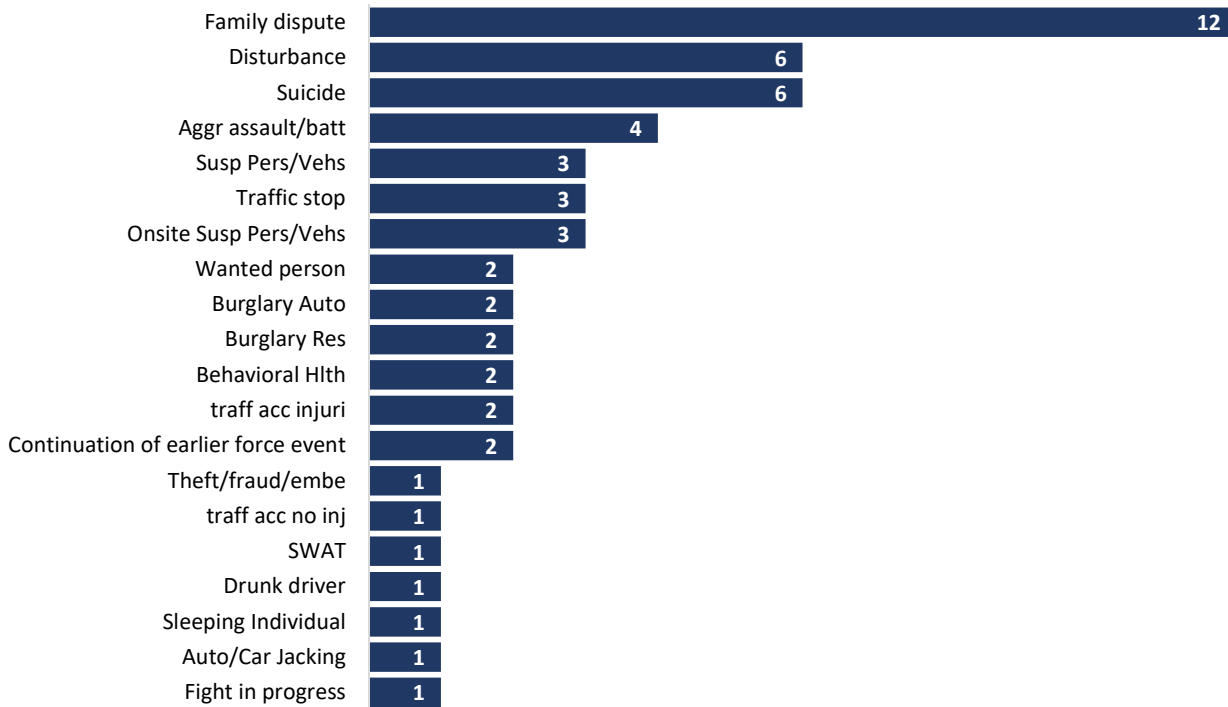
January 2021 Force Events



Civilian Police Oversight Agency Board  
 INTERNAL AFFAIRS FORCE DIVISION  
 STATISTICAL DATA FOR THE MONTH OF JANUARY 2021

---

**Call Types Associated with January 2021 Force Events**



**Twelve Months of Force Data**

